



KEDIA ADVISORY

DAILY COTTON REPORT

6 Jan 2025

- **COTTON**
- **COCUDAKL**
- **KAPAS**
- **COTWASOIL**

Kedia Stock & Commodities Research Pvt. Ltd.

Research Advisory | White Labelling | Digital Marketing



Cotton Complex

Commodity	Expiry	Open	High	Low	Close	% Change
COTTONCANDY	31-Jan-25	54340.00	54580.00	54200.00	54320.00	-0.22
COCUDAKL	20-Jan-25	2,720.00	2,739.00	2,708.00	2,735.00	0.74
COCUDAKL	20-Feb-25	2,749.00	2,772.00	2,737.00	2,768.00	0.84
KAPAS	30-Apr-25	1,508.00	1,509.00	1,501.00	1,506.50	-0.13
COTWASOIL	20-Jan-25	0.00	0.00	0.00	1,219.20	1.36

International Rates

Commodity	Price	Open	High	Low	% Chg
US COTTON	67.92	67.86	67.96	67.82	0.38
ZCE COTTON	13465.00	13505.00	13575.00	13385.00	-0.07
ZCE COTTON YARN	18425.00	18400.00	18450.00	18400.00	-1.50

Cotton candy prices settled slightly lower by 0.22% at ₹54,320, driven by rising global cotton production projections for the 2024-25 season. Global cotton production is projected to rise by over 1.2 million bales to 117.4 million bales, supported by increased production in India and Argentina. In India, the three primary cotton-producing states—Punjab, Haryana, and Rajasthan—have witnessed a sharp decline of 43% in arrivals of kapas (unginned cotton) until November 30 compared to the same period last year. Cotton yarn prices in South India have increased due to rising demand from garment industries and strong export orders. The Cotton Association of India (CAI) has maintained its cotton consumption estimate for the 2024-25 season at 313 lakh bales of 170 kgs each. Additionally, cotton imports into India are expected to rise significantly to 25 lakh bales from 15.20 lakh bales last season, reflecting a 9.80 lakh bale increase. The ongoing crop year 2024-25 has already seen about 9 lakh bales arrive at Indian ports by November 30, with closing stocks estimated at 26.44 lakh bales by September 30, 2025, lower than last year's 30.19 lakh bales. The global cotton balance sheet for 2024/25 shows increased production, consumption, and ending stocks, with projected world production raised by 1.2 million bales to 117.4 million. Cotton candy prices are experiencing fresh selling, with open interest rising by 2.65% to 387 contracts and prices down ₹120. Immediate support is seen at ₹54,160, with a potential test of ₹53,990. Resistance is likely around ₹54,540, with a move above possibly testing ₹54,750.

Spot Rates

Commodity	Location	Price	% Chg
29 mm Cotton	राजकोट	25,815.90	-0.09
29 mm Cotton	कादी	25,815.50	0

Open Interest Snapshot

Commodity	Expiry	% Change	% Oi Change	Oi Status
COTTONCANDY	31-Jan-25	-0.22	2.65	Fresh Selling

Technical Chart



BUY COTTONCANDY JAN @ 54200 SL 54000 TGT 54400-54600. MCX

Trading Levels

Commodity	Expiry	Close	R2	R1	PP	S1	S2
COTTONCANDY	31-Jan-25	54320.00	54750.00	54540.00	54370.00	54160.00	53990.00

Spot Rates

Commodity	Location	Price	% Chg
Cotton Seed Oilcake	आकोला	2,720.65	0.6
Cotton Seed Oilcake	कादी	2,700.55	0.27

Open Interest Snapshot

Commodity	Expiry	% Change	% Oi Change	Oi Status
COCUDAKL	20-Jan-25	0.74	-8.54	Short Covering
COCUDAKL	20-Feb-25	0.84	14.05	Fresh Buying

Technical Chart



BUY COCUDAKL JAN @ 2700 SL 2660 TGT 2740-2770. NCDEX

Trading Levels

Commodity	Expiry	Close	R2	R1	PP	S1	S2
COCUDAKL	20-Jan-25	2,735.00	2758.00	2727.00	2727.00	2715.00	2696.00
COCUDAKL	20-Feb-25	2,768.00	2794.00	2759.00	2759.00	2746.00	2724.00

Spot Rates

Commodity	Location	Price	% Chg
Kapas	राजकोट	1,408.20	-0.39
Kapas	कादी	1,431.00	0.47

Open Interest Snapshot

Commodity	Expiry	% Change	% Oi Change	Oi Status
KAPAS	30-Apr-25	-0.13	1.73	Fresh Selling

Technical Chart



BUY KAPAS APR @ 1500 SL 1485 TGT 1515-1525. NCDEX

Trading Levels

Commodity	Expiry	Close	R2	R1	PP	S1	S2
KAPAS	30-Apr-25	1,506.50	1514.00	1511.00	1506.00	1503.00	1498.00

Spot Rates

Commodity	Location	Price	% Chg
Cotton Wash Oil - Kadi	कादी	1,215.15	0.32

Open Interest Snapshot

Commodity	Expiry	% Change	% Oi Change	Oi Status
COTWASOIL	20-Jan-25	1.36	0.00	Short Covering

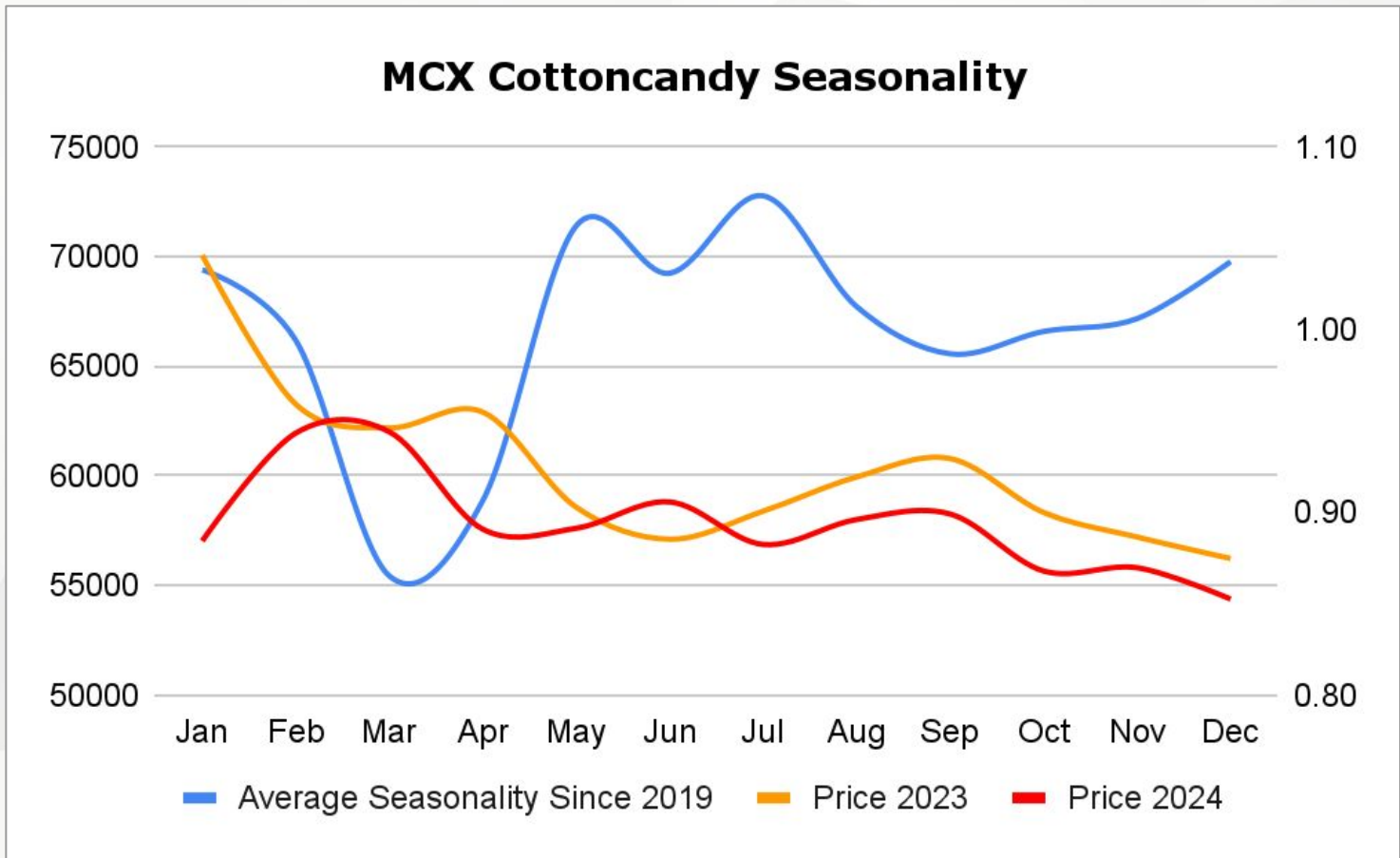
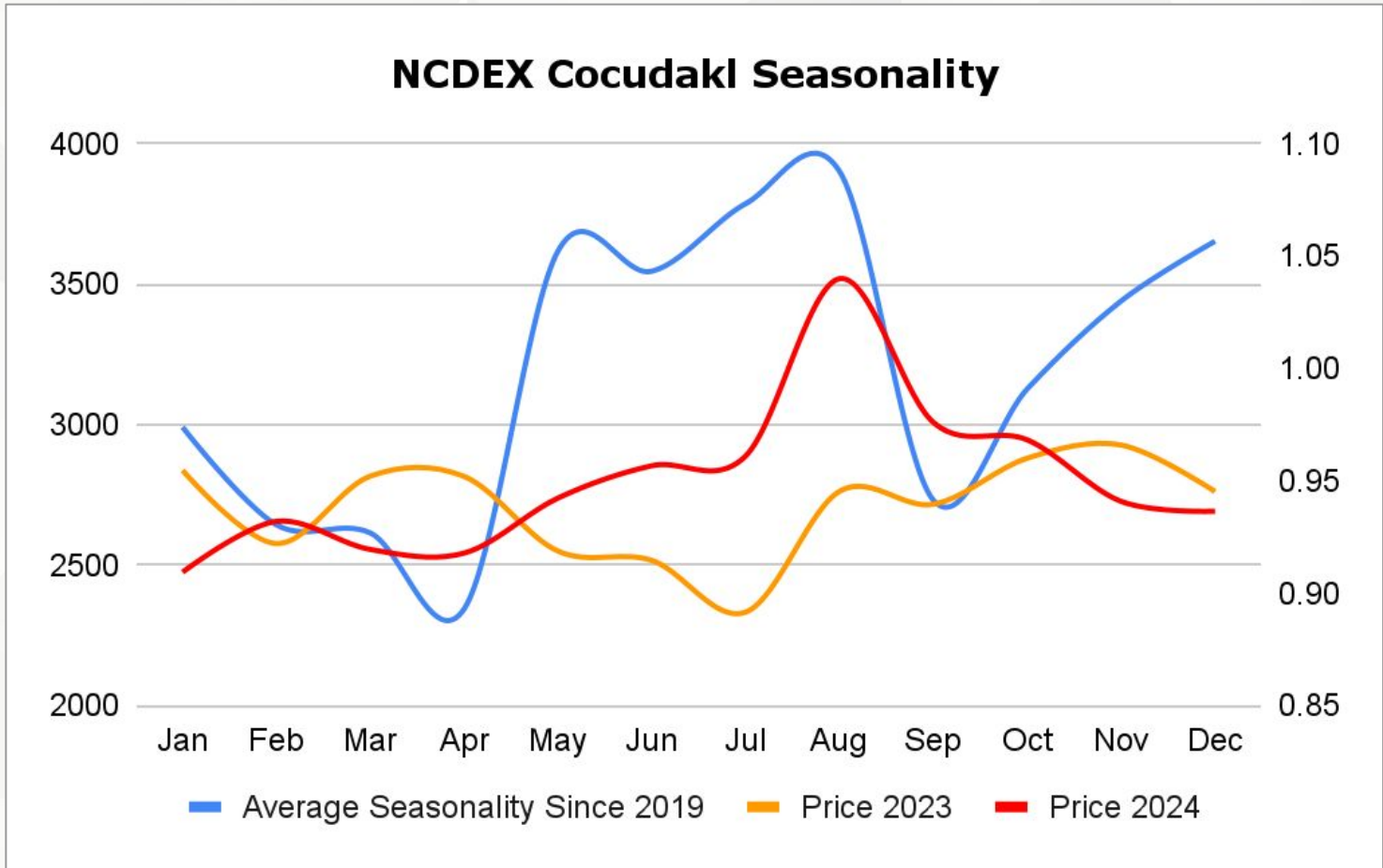
Technical Chart




SELL COTWASOIL JAN @ 1210 SL 1220 TGT 1200-1190. NCDEX

Trading Levels

Commodity	Expiry	Close	R2	R1	PP	S1	S2
COTWASOIL	20-Jan-25	1,219.20	405.00	810.00	405.00	810.00	405.00





DISCLAIMER

KEDIA ADVISORY

This Report is prepared and distributed by Kedia Stocks & Commodities Research Pvt Ltd. Our SEBI REGISTRATION NUMBER - INH000006156. for information purposes only. The recommendations, if any, made herein are expressions of views and/or opinions and should not be deemed or construed to be neither advice for the purpose of purchase or sale through KSCRPL nor any solicitation or offering of any investment /trading opportunity. These information/opinions/ views are not meant to serve as a professional investment guide for the readers. No action is solicited based upon the information provided herein. Recipients of this Report should rely on information/data arising out of their own investigations. Readers are advised to seek independent professional advice and arrive at an informed trading/investment decision before executing any trades or making any investments. This Report has been prepared on the basis of publicly available information, internally developed data and other sources believed by KSCRPL to be reliable. KSCRPL or its directors, employees, affiliates or representatives do not assume any responsibility for or warrant the accuracy, completeness, adequacy and reliability of such information/opinions/ views. While due care has been taken to ensure that the disclosures and opinions given are fair and reasonable, none of the directors, employees, affiliates or representatives of KSCRPL shall be liable for any direct, indirect, special, incidental, consequential, punitive or exemplary damages, including lost profits arising in any way whatsoever from the information/opinions/views contained in this Report. The possession, circulation and/or distribution of this Report may be restricted or regulated in certain jurisdictions by appropriate laws. No action has been or will be taken by KSCRPL in any jurisdiction (other than India), where any action for such purpose (s) is required. Accordingly, this Report shall not be possessed, circulated and/ or distributed in any such country or jurisdiction unless such action is in compliance with all applicable laws and regulations of such country or jurisdiction. KSCRPL requires such a recipient to inform himself about and to observe any restrictions at his own expense, without any liability to KSCRPL. Any dispute arising out of this Report shall be subject to the exclusive jurisdiction of the Courts in India.

KEDIA ADVISORY

KEDIA STOCKS & COMMODITIES RESEARCH PVT LTD

Mumbai, India

SEBI REGISTRATION NUMBER - INH000006156

For more details, please contact: +91 93234 06035 / 96195 51022

Email: info@kediaadvisory.com

Regd.Off.: 1, 2, 3 & 4, 1st Floor, Tulip Bldg, Flower Valley Complex, Khadakpada Circle,
Kalyan-(W), Mumbai-421301